

JIGSAW

The kitchen puzzle made simple





WELCOME TO JIGSAW

Everything in one place

A new kitchen is a major investment and isn't something you buy every day. At Jigsaw we place your kitchen and decisions into manageable pieces and will guide you through a vast array of options to make your dream kitchen a reality.

Jigsaw helps you connect aspirational design with functional practicality, so take your time and explore a world of options.

Enjoy reading!

A few pieces you'll find in this brochure



Doors / A vast array of door finishes, colours and styles to ensure there's something for everyone.

p. 23



Cabinets / Cabinet colour options with shapes and sizes you might not have seen before.

p. 234



Storage / Maximise usage and access with clever storage solutions.

p. 239



Handles / Help to personalise your kitchen with a choice of shape, size and finish.

p. 254



Sinks & Taps / With our concise range you are bound to find the right choice for you.

p. 262



LUCENTE MATT DUST GREY & ANTHRACITE



Peace of mind with JIGSAW


We've spent years developing a product range to give you confidence in your choice. From sourcing environmentally responsible timber products, to guarantees and product design here in the UK, you know that every detail of a Jigsaw kitchen has been carefully considered.



Design
Combine door styles and colours with stylish components and cabinets for a truly bespoke feel.



Quality
Our exacting specifications ensure that a Jigsaw kitchen will provide both delight and longevity.



Choice
We're confident that we've got something to suit almost everyone in every part of the kitchen, have a look for yourself.



Personal
With a colour match service to create any door colour you want, a Jigsaw kitchen can be as unique as you are!



Accessories
We have everything to complete your design from storage to handles and lighting because a kitchen is more than just furniture.



4

STEPS TO YOUR DREAM KITCHEN

Connecting all the pieces



Planning Your Kitchen

Let us show you typical kitchen shapes to guide you, then the rest is up to you. What are your must haves and why are you buying a new kitchen? Take inspiration from our suggestions and ensure you've got everything covered.

p. 7 - 21



Choosing Your Kitchen

Your kitchen door is always visible so it's essential to choose wisely while your cabinet can co-ordinate or contrast in colour. Consider the finish, the colour and the style whilst remembering everyday maintenance practicalities as well as design.

p. 23 -237



Smart Storage

Clever storage that maximises your usage, what's behind the door is equally as important as the door itself.

p. 238-252



Final Pieces

Look beyond your furniture to accentuate the wow factor with clever lighting, design lead handles, sinks and taps.

p. 253-272



Planning Your **KITCHEN**

KITCHEN LAYOUT

Your Jigsaw kitchen will be highly personal as you piece together everything we have to create your own look. The first step though is confirming your layout and understanding which works best for your home. We've illustrated the most common styles for you found within the UK, but if you're lucky enough to have a completely blank canvas then enjoy creating your own!




Linear

Used for compact kitchens, combine with clever storage solutions to maximise the space.



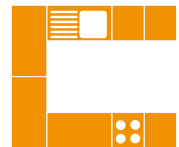
Galley

Works best for long narrow kitchens with everything within easy reach.




L-shape

The most common kitchen layout, leaving space to move around and possibly enough space for a dining table.



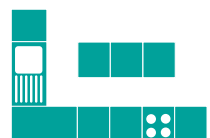
U-shape

Great for lots of storage space, use pull out corner units for easy access to all your pots and pans.



G-shape

Get additional storage and worktop space with a G-shaped kitchen, also ideal for creating a social centre point.

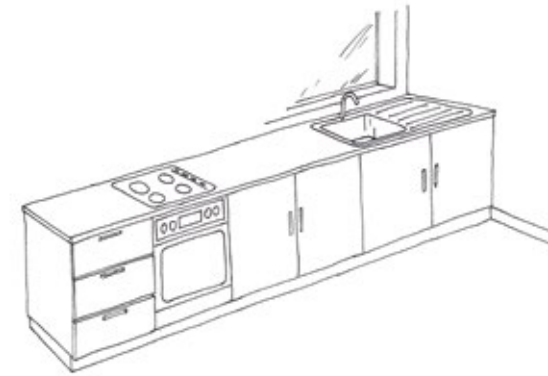


Island

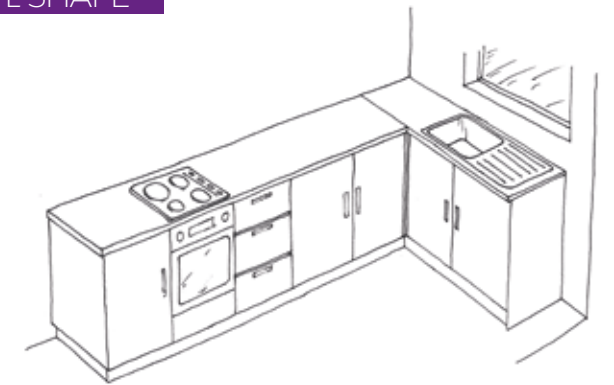
This desirable layout works well with large open plan kitchens, creating a flexible and social working space.




LINEAR



L-SHAPE



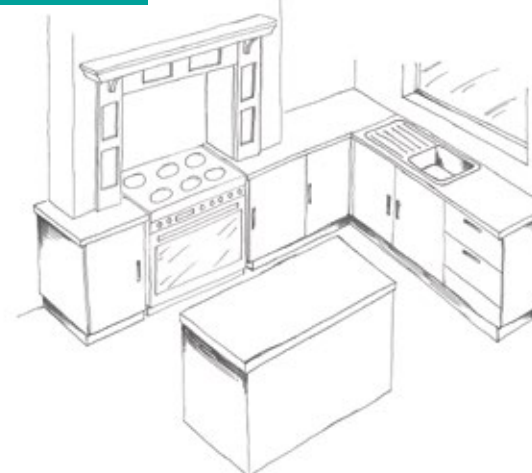
GALLEY



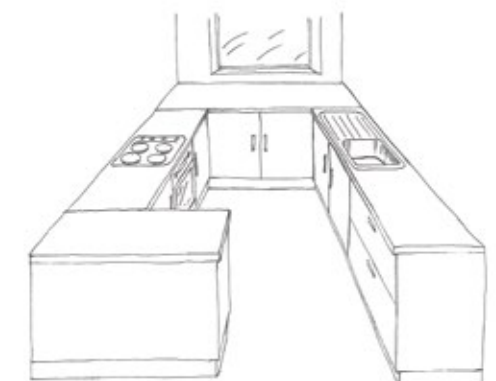
U-SHAPE



ISLAND



G-SHAPE



CABINET CHOICES

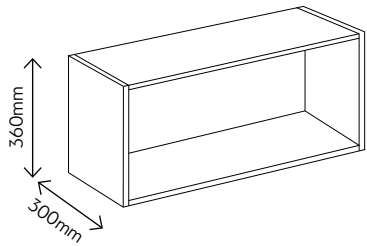
Cabinets are the foundation of a kitchen with multiple sizes and shapes now available to navigate around any room. Common cabinet dimensions are illustrated on the next page, while specifications are shown on page 234-237. We have 5 colour choices available for the standard cabinet and 4 colours for the Vero cabinets, meaning you can choose to co-ordinate or contrast with your door choice.

Available in 5 matt colours:



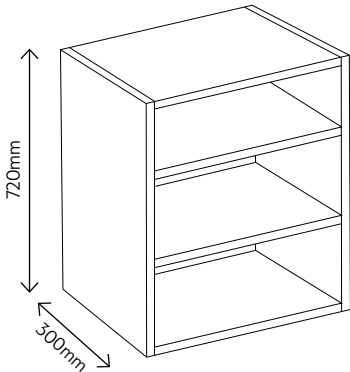
Dimensions

Dimensions for the most popular units.



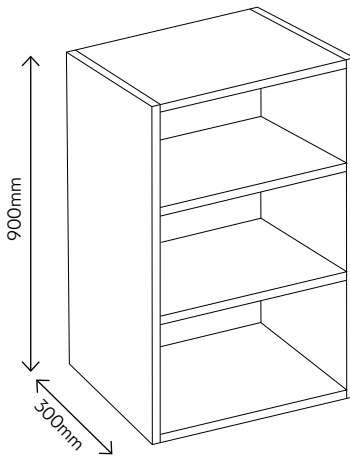
Bridging Units

Creates storage and frees up wall space in a stylish fashion.



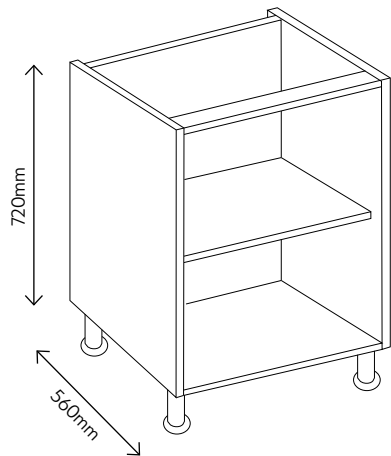
Wall Units

Conventional wall units are 720mm high with variable shelf positions to suit the different types of items you choose to store in them.



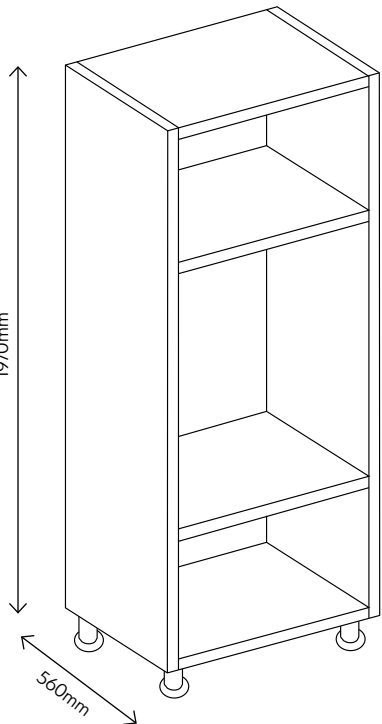
Tall Wall Units

Ideal for rooms with high ceilings, tall wall units provide extra storage capacity and a more bespoke aesthetic.



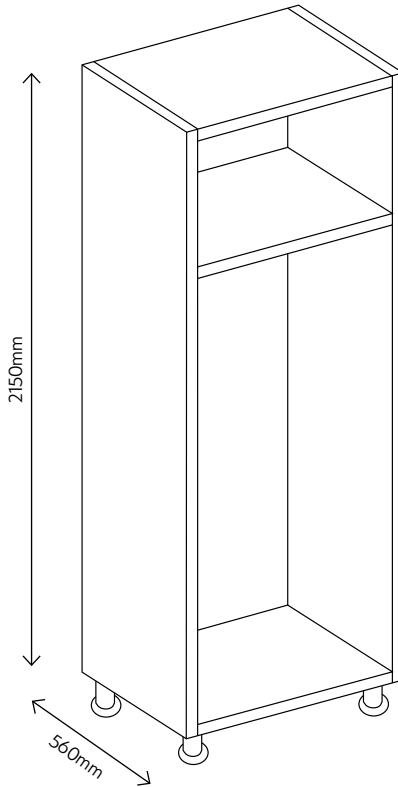
Base Units

Conventional base units have lots of size options plus external curves for a rounded and flowing design.



Larder and Appliance Units

Make the most of ceiling heights with larder units or position appliances at a more ergonomically friendly height.



Extra Tall Larder & Appliance Units

The extra tall options are designed to co-ordinate with the tall wall units and achieve a streamlined look with additional storage.

VERO TRUE HANDLELESS RAIL SYSTEM

The Vero aluminium rail system creates a Germanic true handleless kitchen with a minimalist effect that's now hugely fashionable, find on p.220-233.

*See pages
220-233 for
more info*

Door Ranges

Vero handleless rail system is available with the following door ranges:


VIVO MATT

x 6 colours



VIVO GLOSS

x 7 colours



LINEAR TEXTURED

x 7 colours



The Beauty of Curves


Curved kitchen design adds a new aesthetic to more traditional straight lines. Tall external curves create a feature area and can now be created in most ranges.

External curves

Soften the outside corners of your kitchen creating a free flowing design.

Available as:

- Base units
- Wall units
- Tall units



Create a bespoke looking soft flowing kitchen with no sharp edges



DRAWER DESIGN

Drawers are an increasingly important part of the kitchen offering style and easy access. Jigsaw provides a multitude of sizes and configurations which are easily explained below:

Drawer Configurations

What drawer combination you choose might depend on how much space you've got available, what design you're after, or what you want to store in them. For example...


- Cutlery
- Utensils
- Pots and pans
- Plates and bowls
- Food
- Kitchen towels
- Cleaning products

Internal Drawers

Internal drawers are a great way of achieving a clean and linear look while still providing practical storage and easy access to your cutlery and utensils. The top drawer simply hides inside the deep drawer front, creating an uninterrupted and streamlined kitchen design.




Popular Drawer Configurations




5 shallow drawers



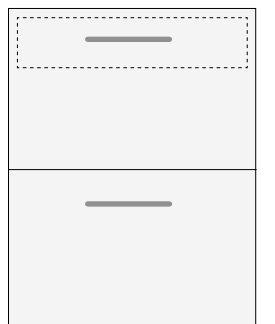
4 shallow drawers



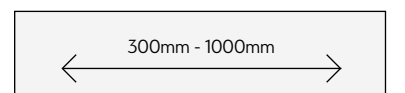
1 shallow + 2 deep drawers



2 deep drawers



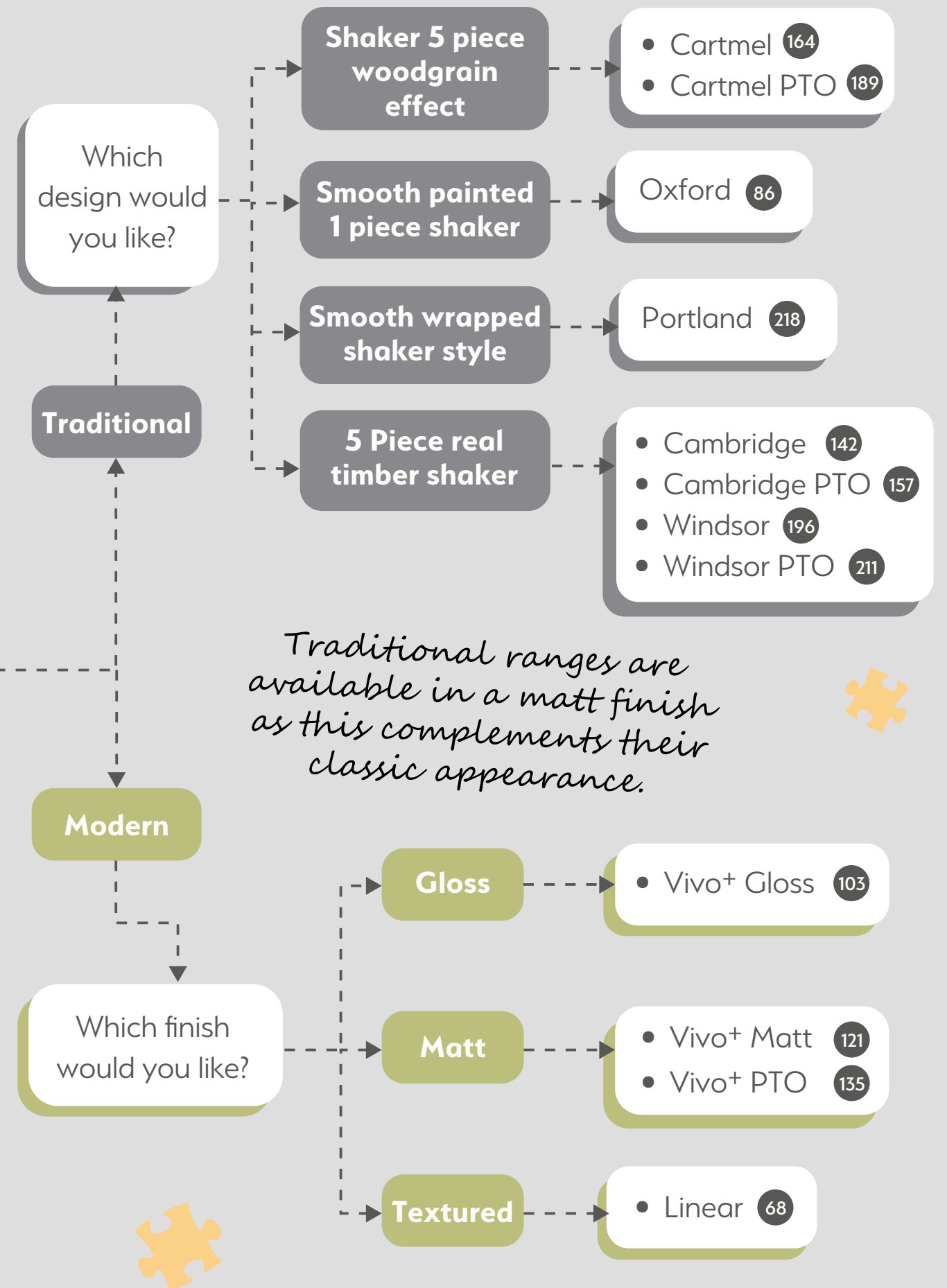
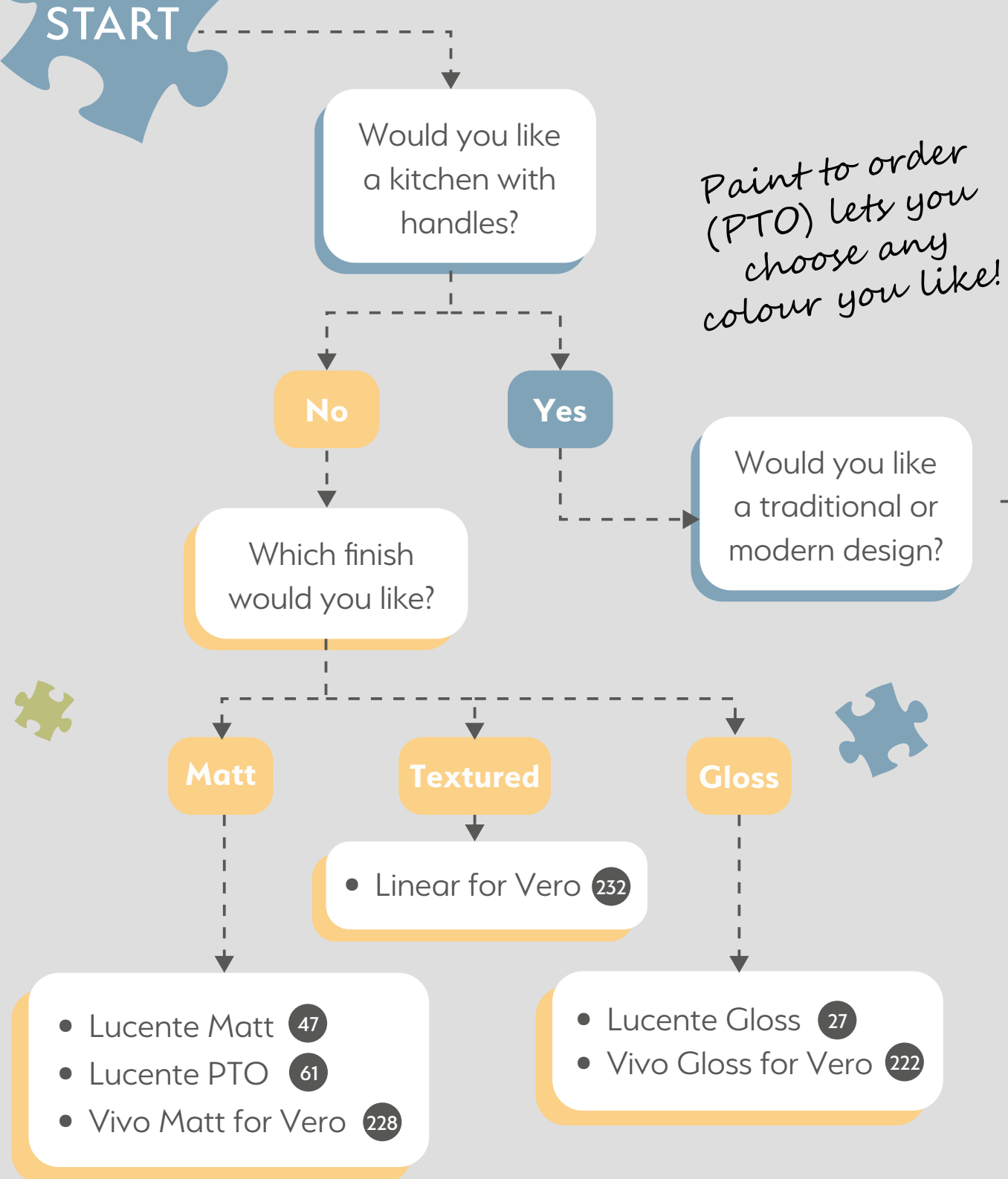
1 internal & 2 deep drawers



Drawer Widths

Standard drawer widths are 300-600mm but for a designer look consider using 800-1000mm wide drawer fronts combined with deep drawers for a simple and linear look.

CHOOSING YOUR DOOR



DOOR CHOICE

We have categorised our doors into 3 main styles which are further broken down by detail where relevant.
The colours available in each style and range are illustrated below.

Handleless



Painted smooth finish

Lucente Gloss

White

p.44

Lucente Gloss

Porcelain

p.42

Lucente Gloss

Cream

p.40

Lucente Gloss

Cashmere

p.36

Lucente Gloss

Stone

p.36

Lucente Gloss

Pavillion

p.32

Lucente Gloss

Light Grey

p.38

Lucente Gloss

Dust Grey

p.30

Lucente Gloss

Anthracite

p.28

Lucente Matt

White

p.58

Lucente Matt

Cashmere

p.50

Lucente Matt

Light Grey

p.54

Lucente Matt

Dust Grey

p.52

Lucente Matt

Anthracite

p.48

Lucente Matt

Indigo

p.56

Handleless Detail

Slab



Painted smooth finish

Vivo+ Gloss

White

p.118

Vivo+ Gloss

Porcelain**

p.116

Vivo+ Gloss

Ivory

p.114

Vivo+ Gloss

Cashmere

p.110

Vivo+ Gloss

Stone

p.108

Vivo+ Gloss

Light Grey

p.112

Vivo+ Gloss

Dust Grey

p.106

Vivo+ Gloss

Anthracite

p.104

Vivo+ Matt

White

p.132

Vivo+ Matt

Ivory

p.130

Vivo+ Matt

Cashmere

p.124

Vivo+ Matt

Light Grey

p.128

Vivo+ Matt

Dust Grey

p.126

Vivo+ Matt

Anthracite

p.122

Vivo and Linear are also available for the Vero handleless rail system see pg. 216-229

**Not available for Vero

Textured finish

Linear

Truffle Brown

p.84

Linear

White

p.78

Linear

Natural

p.80

Linear

Halifax Oak

p.76

Linear

Shorewood

p.82

Linear

Boston Concrete

p.74

Linear

Anthracite

p.72

Shaker Design



With feature joints

Cambridge

Ivory

p.154

Cambridge

Mussel

p.152

Cambridge

Oak

p.148

Cambridge

Light Grey

p.150

Cambridge

Dust Grey

p.146

Portland

Ivory

p.218

Cartmel

White

p.186

Cartmel

Ivory

p.174

Cartmel

Sage Green

p.182

Cartmel

Cashmere

p.168

Cartmel

Mussel

p.178

Cartmel

Dakar

p.170

Cartmel

Oak

p.184

Cartmel

Light Grey

p.176

Cartmel

Dust Grey

p.172

Cartmel

Indigo

p.180



With internal beading

Windsor

Ivory

p.206

Windsor

Mussel

p.208

Windsor

Oak

p.202

Windsor

Light Grey

p.204

Windsor

Dust Grey

p.200



One piece painted

Oxford

White

p.96

Oxford

Ivory

p.92

Oxford

Stone

p.96

Oxford

Light Grey

p.94

Oxford

Anthracite

p.90

Paint to Order

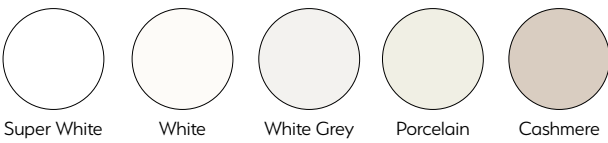
The following selection of our doors are also available as a matt paint to order option, either in one of our standard colours or in any custom colour of your choice:



Door examples shown painted in Taupe Grey.

We have categorised our 23 paint to order colours into 4 different tone groups to help you choose the ideal colour for your home:

Neutral tones:



Grey tones:



Earthy tones:



Blue & Green tones:



Bespoke Colours

For a truly unique space choose a custom colour for your kitchen, available in our hand painted ranges. We can match any colour as long as you provide a swatch sample to your Jigsaw retailer. The symbol on the right means the door is available in our colour matching service.


You really can have ANY colour you want!





Choosing Your **KITCHEN**

THE LUCENTE RANGE



*Minimalist
styling
at it's best*



The Lucente style door is hugely popular in the UK but our range for me stands out with all the accessory options. From designer corner posts to 1245mm curves, your Lucente kitchen can stand out from the crowd.

Gillian Fisher, Head of Product Development

Shhhh...

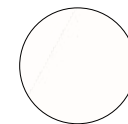
All of our doors and drawers come with soft close as standard




LUCENTE GLOSS HANDLELESS

If you want a minimalist, contemporary kitchen with multiple colour choices then you've found it. The Lucente range offers a true 'J' pull handleless door design that results in beautiful clean lines throughout the kitchen. The painted gloss finish, available in 9 colour options provides a consistent sheen and allows door colours to be mixed. Handleless design has been the biggest growing kitchen trend in recent years and we've got it covered!


Available in 9 high gloss colours:




White




Porcelain




Cream



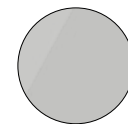
Cashmere




Stone



Pavillion



Light Grey



Dust Grey



Anthracite



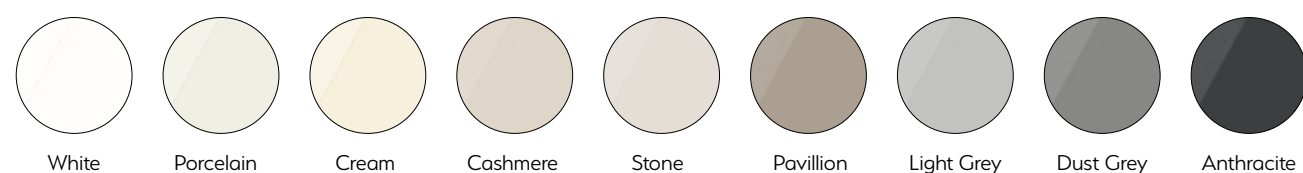


Lucente Gloss Anthracite

Handleless high gloss

For a strong, bold and striking kitchen, Lucente Gloss Anthracite is an obvious candidate. Minimalist lines across larger banks creates a particularly streamlined look.

Available in 9 high gloss colours:



White

Porcelain

Cream

Cashmere

Stone

Pavillion

Light Grey

Dust Grey

Anthracite

*Make a design statement
with this bold colour choice*

Islands provide depth and function in kitchens and can be softened with curves to create a flowing room layout.

Lucente Gloss Dust Grey pictured here combined with
Lucente Gloss White.

Lucente Gloss Dust Grey

Handleless high gloss

Dust Grey is a highly flexible tone, mixing seamlessly with both lighter and darker colours or equally as adept on it's own. Lucente's designer accessories create flowing lines in a minimalist fashion.

*Mix and match colours to
create a contrast!*



Our Soldan LED strip lighting makes a
feature of open shelving.



Lucente Gloss Pavilion

Handleless high gloss

The tone of Pavilion is highly flexible and co-ordinates with a multitude of worktop surfaces and colours. The designer corner post creates a feature on both islands and traditional walls.

Available in 9 high gloss colours:



*Maximise your storage easily
by using tall wall units with an
extra 180mm in every cabinet*



Lucente Gloss Stone

Handleless high gloss

Stone offers a fresh colour to inject life into the kitchen. Curves create a natural flow while under sink drawers provide design and practicality.

Accentuate the minimalist design of Lucente with a full height larder door





Design Features:


1. External curved doors welcome you into the room
2. Same sized cupboard doors for a visually balanced look
3. Eye level appliances for ease of access
4. Larder units create the ultimate storage space
5. Kitchen island creates a flexible social space
6. Curved end post to give a softer, bespoke look

Lucente Gloss Cashmere


Handleless high gloss

Use curves for a natural sweeping flow to the kitchen. Cashmere is a warmer alternative to white and cream and grows in popularity on an annual basis.

Available in 9 high gloss colours:




White




Porcelain




Cream




Cashmere




Stone



Pavillion



Light Grey



Dust Grey

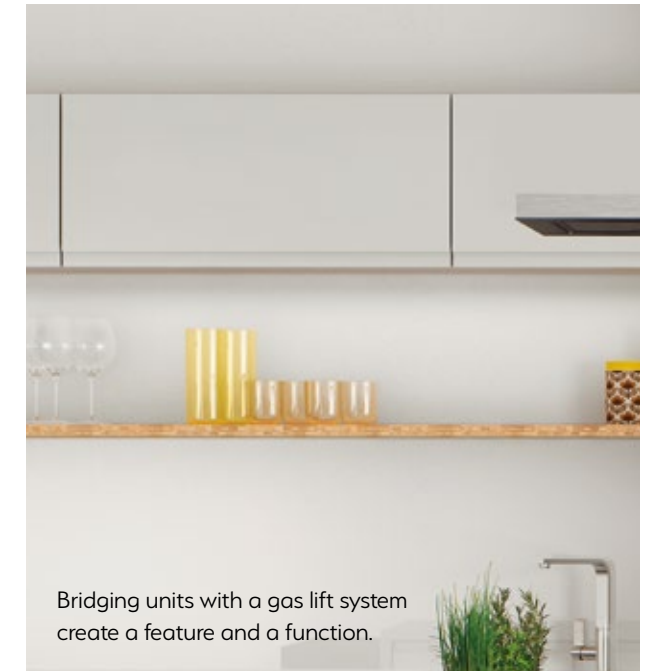


Anthracite

Lucente Gloss Light Grey

Handleless high gloss

The cutting edge Lucente door in the highly fashionable tone of light grey makes a kitchen to be proud of. Incorporate simple shelving to create a feature area.



Bridging units with a gas lift system create a feature and a function.



*Out with the old,
in with the grey!*



*A timeless colour choice
for added longevity*



Lucente Gloss Cream


Handleless high gloss

For a minimalist feel with longevity look no further than Lucente Gloss Cream. Soften your lines with curved units and use your walls to introduce a feature colour.

Final Pieces

Steina Kea

A classic light in the kitchen, the triangular styling of Steina Kea is a timeless favourite in the UK.



Maximise storage and continuity of design with corner wall units.



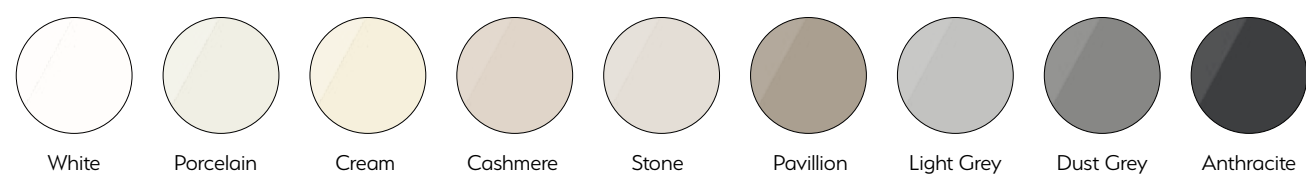
The handleless nature of Lucente is highlighted further with symmetrical drawer design.

Lucente Gloss Porcelain

Handleless high gloss

Porcelain is a new colour trend for kitchens, offering a credible alternative to White and Ivory. Curved corner posts help to lessen square lines in all zones of the kitchen.

Available in 9 high gloss colours:





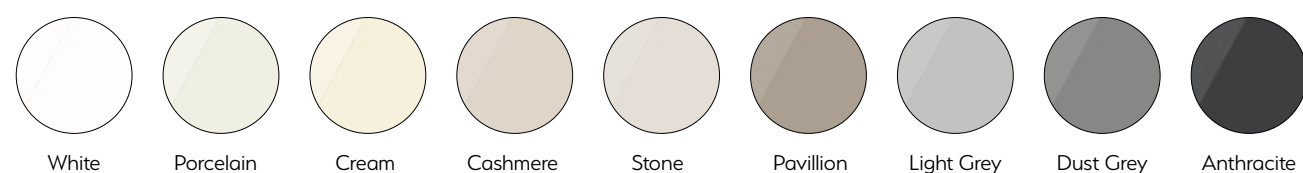
The Lucente square corner post mirrors the door for a seamless designer aesthetic.

Lucente Gloss White

Handleless high gloss

If you want clean, contemporary and minimalist then this is your choice! Equal sized bi-fold and drawer units result in perfect symmetry.

Available in 9 high gloss colours:



White

Porcelain

Cream

Cashmere

Stone

Pavillion

Light Grey

Dust Grey

Anthracite

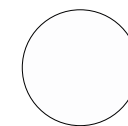
A colour choice that never goes out of fashion




LUCENTE MATT HANDLELESS

The handleless matt design will add depth and decadence to any kitchen design. Bring the wow factor to your kitchen with these elegant finishes. Enhanced by its sleek handleless appearance, matt is perfect for any new kitchen design. Choosing this option offers you a high class, superior and sophisticated look that will take you and your guests breath away.

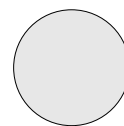
Available in 6 matt colours:




White



Cashmere



Light Grey



Dust Grey



Anthracite



Indigo





Maximise your storage capacity and usability with under sink pull out units.

Lucente Matt Anthracite

Handleless matt

The darker tone of Anthracite adds definition to the kitchen with a range of curve sizes adding to the contemporary design.

Available in 6 matt colours:



*Make a design statement
with this bold colour choice*

Lucente Matt Cashmere

Handleless matt

The growing popularity of Cashmere makes a stunning impact in a matt handleless kitchen. Bi-fold wall units add to the contemporary feeling, providing design lead functionality.



Final Pieces

Bottilia Mixer Tap

The contemporary styling of the Bottilia Sink Mixer makes it an ideal choice for a Lucente kitchen.



The Lucente square corner post mirrors the door for a seamless designer aesthetic.



Lucente Matt Dust Grey

Handleless matt

Combine the tactile trend of a matt finish with the emerging tone of Dust Grey to create a kitchen very much of the moment. Use different colours to emphasise distinct zones in your kitchen.

Available in 6 matt colours:






Lucente Matt Light Grey


Handleless matt

Light Grey is a cool contemporary colour favourite and a natural inclusion in the Lucente range. Darker worktops contrast beautifully for a kitchen with serious impact.


Available in 6 matt colours:




White



Cashmere



Light Grey



Dust Grey



Anthracite



Indigo

Flexible strip lights under cabinets provide ambience and illuminate your worktop for tasks when required.





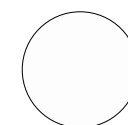
LUCENTE MATT INDIGO

Lucente Matt Indigo


Handleless matt

Blues are in and Indigo takes first place. If you are looking for a super modern option that is the height of fashion then Indigo could be the choice for you. Combine Indigo with white worktops and a Matrix undermount sink to complete the contemporary look.


Available in 6 matt colours:




White



Cashmere



Light Grey



Dust Grey



Anthracite



Indigo



Lucente Matt White

Handleless matt

The simplicity of a matt White finish makes it an ideal choice for Lucente's minimalist design. Maximise your space and practicality with smaller pull out units around your cooking zone.

Available in 6 matt colours:



*Make practical solutions
a feature with the use of
bridging units.*




LUCENTE PAINT TO ORDER (Matt finish)

Imagine the minimalist styling of the Lucente door but in any colour you want? That's exactly what you can do with the hand painted range that's shown in our 23 selected colours and our colour match service.




Select from a palette of 23 standard colours or choose a colour swatch and let us match it.


We have categorised each range into 4 different tone groups, to help you choose the ideal colour for your home:




Neutral



Earthy



Grey



Blue/Green



Lucente Paint to Order

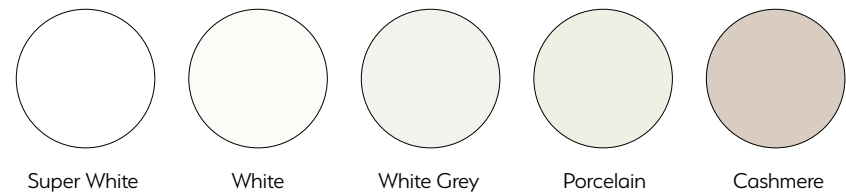
Neutral tones



LUCENTE PAINT TO ORDER SUPER WHITE

Lucente specified in any of our neutral tones creates a crisp contemporary finish with a feeling of space. Use darker colours to contrast the door to stunning effect.

Available in 5 neutral tones:



Lucente Paint to Order

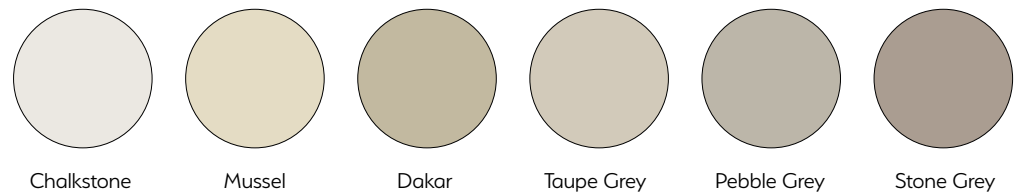
Earthy tones



LUCENTE PAINT TO ORDER TAUPE GREY

Earthy tones have a natural feel and with 6 colours in the palette, the choice is yours. Larger pan drawers improve accessibility and the feeling of space.

Available in 6 earthy tones:






Lucente Paint to Order


Grey tones

Grey has been a firm favourite in kitchens for years and Jigsaw now offers 5 colours within the grey palette PTO option from light through the spectrum to dark.


Available in 5 grey tones:




Light Grey




Silver Grey



Dust Grey



Onyx Grey



Lava



LUCENTE PAINT TO ORDER MIDNIGHT BLUE










LUCENTE PAINT TO ORDER DENIM

Lucente Hand Painted
Blue & Green Tones

Blue is the latest colour to emerge in kitchens and we now have 7 options in the blue and green palette. Denim and midnight blue make highly striking and impactful kitchens.

Available in 7 blue & green tones:

						
Sage Green	French Grey	Fjord	Denim	Smoke Blue	Midnight Blue	Indigo

Shhh...
All of our doors and drawers come
with soft close as standard

THE LINEAR RANGE



The Linear range adds texture and opens up completely new design possibilities. I love the touch of Boston Concrete and the Scandinavian feel of the oak options.

Danielle Davis, Brand Manager

Shhhh...

All of our doors and drawers come with soft close as standard



LINEAR TEXTURED SLAB

Linear is new to the Jigsaw range and offers a highly fashionable collection of textures and colours. From the urban feel of Boston Concrete to the 4 Oak choices, Linear is a spectacular option.

Available in 7 textured decors:



Truffle Brown
Denver Oak



White Halifax
Oak



Natural
Kendal Oak




Natural
Halifax Oak



Shorewood



Boston
Concrete



Anthracite
Mountain Larch



LINEAR ANTHRACITE MOUNTAIN LARCH & VIVO+ GLOSS WHITE




Linear Anthracite Mountain Larch

Textured matt finish

Anthracite Mountain Larch replicates the effect of woodgrain texture and is an ideal design partner to most neutral and light grey colourways.

Available in 7 textured decors:



Make a design statement by mixing Linear with Vivo+



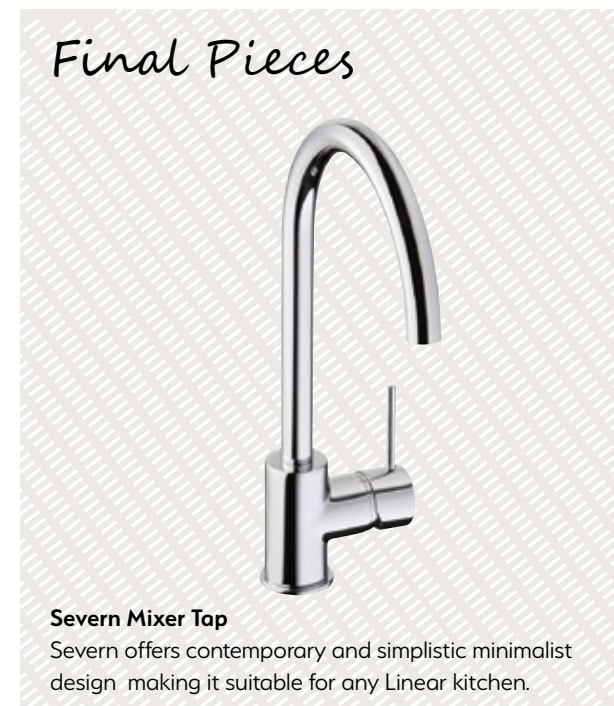
Indulge in the industrial trend
with Boston Concrete



Linear Boston Concrete

Textured matt finish

Construct an urban industrial style kitchen with Boston Concrete that also looks great when mixed with neutral colours.




Final Pieces

Severn Mixer Tap

Severn offers contemporary and simplistic minimalist design making it suitable for any Linear kitchen.



Make use of stylish pan drawers by hiding away your waste in our trio of bins, easily inserted and seamlessly designed.



Linear Natural Halifax Oak

Textured matt finish

Go light and airy with Natural Halifax Oak with intricate groove detail and real feel wooden knots but without the splinters!

Available in 7 textured decors:



Truffle Brown
Denver Oak



White Halifax
Oak



Natural
Kendal Oak




Natural
Halifax Oak



Shorewood



Boston
Concrete



Anthracite
Mountain Larch

*Achieve the real feel of Oak &
the benefits of man made!*



Linear White Halifax Oak

Textured matt finish

White Halifax Oak is both subtle in colour and exquisite in texture. Our simple drawer and bridging unit design highlights the power of symmetrical kitchen design.

Available in 7 textured decors:



Truffle Brown
Denver Oak



White Halifax
Oak



Natural
Kendal Oak




Natural
Halifax Oak



Shorewood



Boston
Concrete



Anthracite
Mountain Larch



Linear Natural Kendal Oak

Textured matt finish

The vertical grain of Natural Kendal Oak is a natural partner to kitchens incorporating larger drawers and larger combinations. Simplistic beauty with real feel.

Final Pieces



Althia Mixer Tap

Sheer simplicity, elegance and the perfect balance of features makes the Althia tap a stand out choice.



*Achieve Nordic styling with our
Natural Kendal Oak*





LINEAR SHOREWOOD & VIVO+ MATT CASHMERE

Linear Shorewood

Textured matt finish

Shorewood provides a darker tone creating further definition to the kitchen furniture area for a stunning aesthetic.

Available in 7 textured decors:



Truffle Brown
Denver Oak



White Halifax
Oak



Natural
Kendal Oak




Natural
Halifax Oak



Shorewood



Boston
Concrete



Anthracite
Mountain Larch



Linear Truffle Brown Denver Oak

Textured matt finish

Truffle Brown Denver Oak boasts a high level of flexibility, intertwining with cool and warm colours equally.

Final Pieces



Prime Mixer Tap

Make a statement with the Prime mixer tap and add a touch of contemporary elegance to your Linear kitchen.



THE OXFORD RANGE



Oxford is a favourite of mine. Highly fashionable and ideal for modern day living, I love the narrower frame design.

Dean Wade, Director of Specification

Shhh...

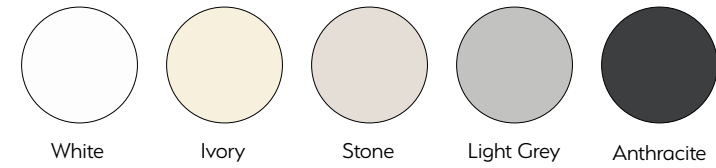
All of our doors and drawers come with soft close as standard



OXFORD PAINTED SHAKER

Oxford reinvigorates the shaker door design with a more contemporary narrower frame width and a simple one piece construction making this range easy on the eye. A tactile painted matt finish adds to the contemporary nature yet Oxford also contains a vast array of traditional accessories. Let your taste define what Oxford means to you.

Available in 5 matt colours:





Oxford Anthracite

Painted shaker

Accentuate the crisp design of Oxford with the colour choice of Anthracite. A vast array of accessories create features throughout the kitchen while darker fascias contrast lighter worktops to great effect.

Available in 5 matt colours:



Design plate racks with open shelves to create both easy access and a distinctive feature.



Bespoke open shelving offers practicality and creates a real focal point in the kitchen.



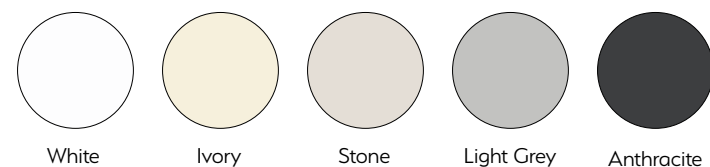
Use downlights under wall units to create additional task lighting, ideal for food preparation in particular.

Oxford Ivory

Painted shaker

The calming soft hue of Ivory remains a UK favourite and suits both traditional and contemporary design. Combine curved units with open shelving for a highly fashionable design.

Available in 5 matt colours:



Island units are highly flexible spaces and more popular than ever



Create the wow factor by positioning banks of larders together. The curved doors soften the look and welcome you into the room.

Oxford Light Grey

Painted shaker

Choose the new styling of Oxford in the contemporary colour favourite of Light Grey. The tone of Light Grey is highly flexible and can be contrasted with darker work surfaces or complemented by warmer oak.



Symmetrical drawer sizing softened with a curved door.





Oxford Stone

Painted shaker

The soft colour of Stone mixes beautifully with the contemporary framed design of the Oxford door. Bespoke open shelving features are highly fashionable and ideal for modern day living.

Specify feature cabinets in the kitchen with the use of glazed doors and accentuate them with clever lighting.



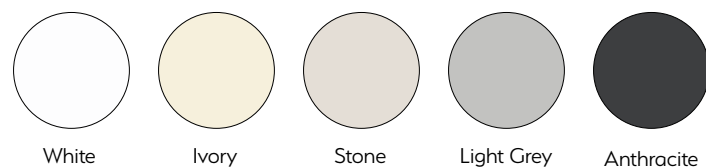


Oxford White

Painted shaker

Accentuate the crisp design of Oxford with the colour choice of White. A vast array of accessories create features throughout the kitchen while white fascias allow you to be more adventurous with wall and floor colours.

Available in 5 matt colours:



White

Ivory

Stone

Light Grey

Anthracite



Combine both increased storage and an eye catching design with a dresser unit.

White is one of our most popular and versatile colours in Oxford!

THE VIVO+ RANGE



I love the simplicity of Vivo+ with its mirror like finish in gloss and tactile finish in matt. The new Dust Grey tone looks stunning and I'm a big fan of the full height larder doors.

Emma Money, Range Architect

*Gloss and matt finishes
for even more choice*

Shhh...

All of our doors and drawers come
with soft close as standard



VIVO+ GLOSS SLAB

What if you could combine a door that was modern, timeless and easy to maintain at the same time? Look no further than the Vivo+ range, one of the most popular in the Jigsaw collection. Choose from a palette of 8 in a painted finish that ensures longevity plays a major part in your new kitchen. Enjoy straight lines, curves or a mixture of both as we've designed across the respective colours shown here.

Available in 8 high gloss colours:

- 
White
- 
Porcelain
- 
Ivory
- 
Cashmere
- 
Stone
- 
Light Grey
- 
Dust Grey
- 
Anthracite





Vivo+ Gloss Anthracite

High gloss slab

Vivo gloss Anthracite provides a darker, more dramatic look that contrasts perfectly with lighter toned rooms. Bi-fold units improve accessibility and functionality.

Available in 8 high gloss colours:



Vivo+ Gloss Dust Grey

High gloss slab

Dust Grey is the latest shade from the hugely popular grey palette to make it into mainstream kitchens. Choose colour co-ordinated open shelving and cabinets with the Jigsaw stone grey option.



Final Pieces



Quarry Bowl & Half Undermount Sink
The Quarry sink's seamless, modern design integrates beautifully into a Vivo+ Gloss Dust Grey kitchen.



Vivo+ Gloss Stone

High gloss slab

A refreshing and calming choice, gloss Stone also adds an element of vibrancy to a new kitchen. Add lighting to illuminate work areas and provide improved ambience.

Available in 8 high gloss colours:



*Add warmth to your kitchen
with gloss stone*



Vivo+ Gloss Cashmere

High gloss slab

Increase the feeling of space by designing larger units in a symmetrical fashion with a solid door such as Vivo. Cashmere adds warmth and definition.

Final Pieces



Steina LED Downlight

Use the circular Steina Downlight under wall cabinets or within them to create a display unit.



Cutlery trays add simple organisation and style, don't be without one!




Vivo+ Gloss Light Grey


High gloss slab

Light Grey is without doubt the colour of the moment and creates a designer aesthetic in the kitchen. Choose contrasting or complementary worktop and wall colours for a unique result.


Available in 8 high gloss colours:




White




Porcelain



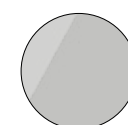
Ivory




Cashmere



Stone



Light Grey



Dust Grey



Anthracite



Vivo+ Gloss Ivory

High gloss slab

Gloss Ivory is a classic colour choice that stands the test of kitchen fashion. It's also ideal for open plan living as you move from the traditional kitchen area to dining and entertainment.

Available in 8 high gloss colours:



Final Pieces

Lapac Handle

Make your handle a feature of your kitchen by choosing Lapac with its curved lines and unique design.



Curved doors on island units create an effortless flow to the kitchen.

Shhh...
All of our doors and drawers come with soft close as standard

Vivo+ Gloss Porcelain

High gloss slab

Gloss Porcelain is a new palette that offers an alternative to both White and Ivory and will appeal to most tastes. Bespoke open shelving provides quick access to kitchen essentials and is highly fashionable.




Final Pieces



Wave handle

Make a splash with our ergonomically friendly Wave handle. It's easy to grab and is now available in 3 finishes.





A kitchen that's easy to maintain and personalised by handle choice.

Vivo+ Gloss White

High gloss slab

Clean, crisp and classic, Vivo Gloss White lightens and brightens a kitchen and is almost guaranteed to never date. Maximise storage with easy access 150mm pull out units.

Available in 8 high gloss colours:



White

Porcelain

Ivory

Cashmere

Stone

Light Grey

Dust Grey

Anthracite

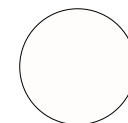
*Simplistic and symmetrical
linear design is highly effective
in a modern kitchen*




VIVO⁺ MATT SLAB

Matt finishes are the flavour of the moment within kitchens and interiors making the Vivo⁺ Matt collection a natural option for the fashion conscious. The soft matt tone creates a highly tactile door that'll keep you in your kitchen for hours! The colour palette allows the flexibility to mix and match the matt texture with other elements in the kitchen in gloss, woodgrain or metallic finishes, to add design interest or define different zones.


Available in 6 matt colours:




White




Ivory



Cashmere



Light Grey



Dust Grey



Anthracite





Vivo+ Matt Anthracite

Matt slab

Anthracite offers a more striking colour tone in the kitchen which is slightly softened by the tactile matt finish. Large drawers improve access and create the illusion of increased space.

Available in 6 matt colours:



Breakfast bars can create a focal point and add practicality in the kitchen.

Shhh...
All of our doors and drawers come
with soft close as standard



Vivo+ Matt Cashmere

Matt slab

The growing popularity of Cashmere is also now available in a matt finish, while the tone suits both lighter and darker surrounds. Straight banks of larder and drawer units mirror Germanic styling.

Available in 6 matt colours:



*Maximise storage and accessibility
with pull out larder units*



Final Pieces



Matrix Bowl & Half Undermount Sink

The Matrix sink uses the very latest technology to create very precise shapes with almost square radiuses.

Vivo+ Matt Dust Grey

Matt slab

Matt Dust Grey oozes contemporary class with the colour of the moment and the smooth tactile nature of the door. Larger cabinet sizes help to create the feeling of increased space.





Accentuate the soft tones of
Light Grey in a matt finish

Vivo+ Matt Light Grey

Matt slab

The subtle tones of Light Grey in a matt finish flow effortlessly around the kitchen. Offsetting different worktops helps to create distinct zones within the kitchen.



Mixing different colours and textures is highly fashionable.



Final Pieces

Linear Flair Mixer Tap

The Linear Flair tap mixes angular lines with soft curves to stunning effect.



Position handles vertically or horizontally to suit you.

Vivo+ Matt Ivory

Matt slab

The hugely popular colour of Ivory is given a new perspective with the matt tone. Multiple curved units create a more bespoke look as does differing worktop finishes and textures.

Available in 6 matt colours:



A credible contemporary alternative to gloss




Vivo+ Matt White


Matt slab

White is reinvigorated by a matt finish while the fascia colour can be complemented or contrasted with lighter and darker tones on the floor, wall or with your worktop selection. Use different worktop colours to distinguish different zones in the kitchen.


Available in 6 matt colours:




White




Ivory



Cashmere



Light Grey



Dust Grey



Anthracite




VIVO+ PAINT TO ORDER (Matt finish)

The Vivo slab door design is hugely popular in the UK and is now available in our paint to order and colour match service. The practicality and longevity of this door style remains but now you can make your kitchen truly unique!

Select from a palette of 23 standard colours or choose a colour swatch and let us match it.

We have categorised each range into 4 different tone groups, to help you choose the ideal colour for your home:



VIVO+ PAINT TO ORDER SAGE GREEN




Vivo+ Paint to Order


Grey tones

Choose a highly fashionable grey tone for your Vivo kitchen from the more subtle light grey to the deeper Lava.


Available in 5 grey tones:




Light Grey




Silver Grey



Dust Grey



Onyx Grey



Lava

Shhh...

All of our doors and drawers come with soft close as standard

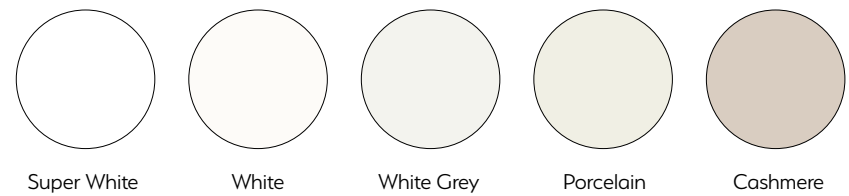
Vivo+ Paint to Order

Neutral tones



Our neutral tones while similar all have a unique distinct feel with white grey combining 2 colour trends.

Available in 5 neutral tones:



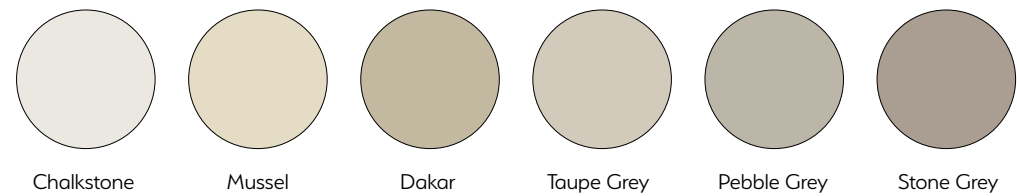
Vivo+ Paint to Order

Earthy tones



For a neutral element with touches of warmth, why not consider one of our earthy tones?

Available in 6 earthy tones:





Impress the
guests with
Indigo!

LUCENTE


VIVO+ PAINT TO ORDER INDIGO

Vivo+ Paint to Order


Blue & Green tones

Add depth and real personality to your kitchen with the injection of blues and greens – the colours of the moment.


Available in 7 blue & green tones:




Sage Green




French Grey




Fjord




Denim



Smoke Blue



Midnight Blue



Indigo

THE CAMBRIDGE RANGE



I've always appreciated traditional design and Cambridge offers so many options. From mantels to pillars and bottle racks to pilasters this range is a must have for country living.

Andy Marsh,
Director of Innovation

*Welcome to a world
of designer accessories*



CAMBRIDGE TIMBER SHAKER

True timber fascias have represented a quality choice in kitchens for decades. The Cambridge range provides both this quality and a contemporary twist with 4 painted colours complementing the Oak finish. The colours combine to beautiful effect as we've illustrated or work equally as well on their own. The vast array of designer accessories help to create kitchens that are the focal point of any home.

Available in 5 matt colours:



Ivory



Mussel



Oak



Light Grey



Dust Grey





Curves add a contemporary twist to a traditional door. Use plinth lighting for subtle ambience.

Cambridge Dust Grey

Timber shaker

The darker tones of dust grey offer both warmth and definition. Dust Grey combines beautifully with chrome accessories for a truly stunning kitchen.



Ludlow Mixer Tap
Ludlow's simple to use twin lever design is a natural complement to the Cambridge range.



Incorporate lighting within glazed units for added illumination.



Classic door, classic colour, timeless choice



Tongue and groove panels heighten the traditional look.



The 1245mm curved door adds a unique character to the kitchen.

Cambridge Oak

Timber shaker

A classic colour and material choice, Oak also looks stunning in curves and works as a single door or mixed with other tones.

Final Pieces

Elipse Handle

Elipse has a subtle charm and enhances a door in an understated fashion. Available in Chrome and Antique Copper.





Cambridge Light Grey

Timber shaker

Take a highly fashionable colour and apply it to a timeless door style for a stunning effect. Use tongue and groove panels to heighten the traditional feel.

Available in 5 matt colours:



Ivory

Mussel

Oak

Light Grey

Dust Grey

Mix a traditional styled door with modern colour to dazzling effect



Cambridge can be used to transition the space from kitchen to living.

Cambridge Mussel

Timber shaker

The pastel tone of Mussel provides a calming ambience and contrasts naturally with oak. Use lighting, curves and a contemporary handle for a modern twist.

Available in 5 matt colours:



Ivory

Mussel

Oak

Light Grey

Dust Grey

Final Pieces

Wave Handle

Wave is a popular choice when paired with our Cambridge range. Available in Chrome, Brushed Steel and Antique Copper.





Design Features:

1. 1245mm curved door adds unique character
2. Tongue and groove end panel for that traditional look
3. Recessed downlights used to create a feature
4. Glazed doors create interest
5. Larder unit for the ultimate storage space
6. Pan drawers are ideal for your pots & pans

Cambridge Ivory

Timber shaker door

Ivory provides a lighter, airy feel to a kitchen improved even further with subtle lighting as shown. Integrate kitchen furniture into open plan living for a seamless transition between zones.

Available in 5 matt colours:





CAMBRIDGE PAINT TO ORDER (Matt finish)

Painted Cambridge doors retain the visible timber grain detailing through the painted finish and offer a truly bespoke aesthetic upon installation. Cambridge allows you to create both contemporary and traditional designs which can be complemented by your colour choice.

Select from a palette of 23 standard colours or choose a colour swatch and let us match it.

We have categorised each range into 4 different tone groups, to help you choose the ideal colour for your home:



Neutral

Earthy

Grey

Blue/Green



CAMBRIDGE MIDNIGHT BLUE & SILVER GREY

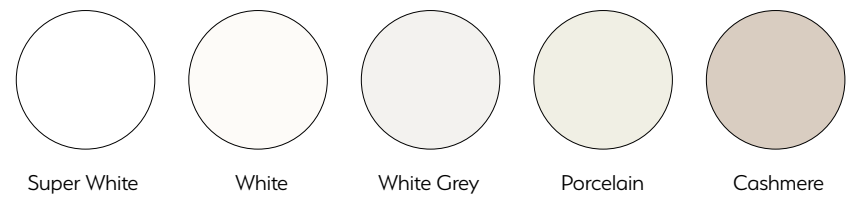
Cambridge Paint to Order

Neutral tones



Neutral tones put a contemporary slant on the Cambridge door, choose from 5 colours that will combine with the rest of the colours you choose for your room.

Available in 5 neutral tones:



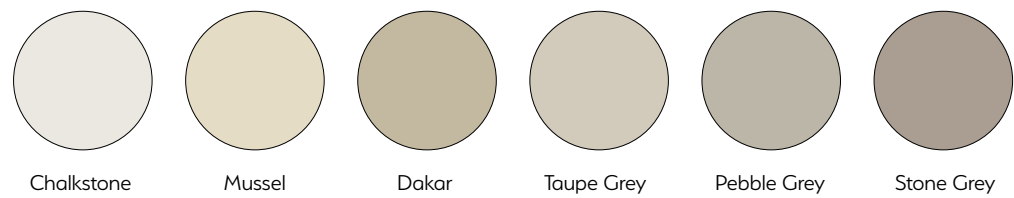
Cambridge Paint to Order

Earthy tones



The 6 soft and natural tones of the earthy colour palette are a natural complement to the solid timber of Cambridge. Use glazed doors for feature cabinet areas.

Available in 6 earthy tones:






CAMBRIDGE PAINT TO ORDER SILVER GREY

Cambridge Paint to Order


Grey tones

Our 5 painted grey tones cover the full spectrum of the colour range for hugely impactful kitchens. Our kitchen furniture can also be used to incorporate media spaces in open living areas.


Available in 5 grey tones:




Light Grey




Silver Grey



Dust Grey



Onyx Grey



Lava

Shhh...

All of our doors and drawers come with soft close as standard




CAMBRIDGE PAINT TO ORDER INDIGO & LIGHT GREY

Cambridge Paint to Order


Blue & Green tones

Blues add real depth to timber kitchens with indigo blue showing richness and a real unique look in the kitchen. Combine blue with grey for a designer statement.


Available in 7 blue & green tones:




Sage Green




French Grey




Fjord



Denim



Smoke Blue



Midnight Blue



Indigo



I love how this door can be both modern and traditional depending on the room design and handle choice. What would you choose?

Duncan McTaggart
Conceptual Designer

THE CARTMEL RANGE

*A real alternative
to timber*

Shhh...

All of our doors and drawers come
with soft close as standard



CARTMEL SHAKER

The pastel tones of the Cartmel range combined with the timber grain style detailing create an eclectic kitchen illustrating both modern and traditional influences. The five piece shaker door creates subtle definition while curved doors and coordinating cornice provide further flexibility in kitchen design. Generate some kitchen envy among your friends and relatives by choosing Cartmel for your new kitchen.

Available in 10 matt colours:

-
- White

Ivory

Sage Green

Cashmere

Mussel

Dakar

Oak

Light Grey

Dust Grey

Indigo





Cartmel Cashmere

Shaker

Cashmere has quickly become a colour favourite across the UK and a shade that appeals to all generations. Cashmere also allows you to use complementary or contrasting room decoration to equal effect.

Available in 10 matt colours:



The classic Imperial handle offsets the traditional styling of a Cartmel kitchen. Imperial is available in a variety of finishes; Chrome, Antique Copper and Pewter meaning you can match this handle across the entire Cartmel colour palette.

Shhh...
All of our doors and drawers come
with soft close as standard



*A pastel tone
with impact*



Cartmel Dakar Shaker

Introduce some deeper colour with the refined pastel tone of Dakar with a door that is versatile enough to suit both modern and traditional tastes. Consider your handle choice carefully here in line with your styling preference.



Final Pieces

Beck Mixer Tap

Beck's more traditional design with twin levers and swan neck spout make it a natural choice to partner any Cartmel kitchen.



Drawerline cabinets hastens access to your essentials.



Cartmel Dust Grey

Shaker

Dust Grey is the emerging colour within the kitchen palette and adds depth and definition. This highly fashionable tone illustrates the contemporary aspect of Cartmel and is demonstrated in our linear kitchen design.

Available in 10 matt colours:






- Design Features:
1. Curved doors welcome you into the space
 2. Glazed doors create interest
 3. Larder unit for the ultimate storage space
 4. Kitchen island creates a flexible working space
 5. Under cabinet lighting creates a feature

Cartmel Ivory

Shaker

The enduring tones of soothing Ivory are a natural inclusion in the Cartmel range. Island units can also function as breakfast bars with cleverly placed corner units helping the flow of your kitchen design.

Available in 10 matt colours:





Final Pieces

Neron Bowl & Half Sink

Neron provides simple lines to complement the Cartmel range with the added practicality of 2 bowl areas.



Cartmel Light Grey

Shaker

Cartmel in Light Grey creates a contemporary kitchen to be proud of and offers a multitude of additional colour choices, while both light and dark worktop finishes pair to great effect.

Available in 10 matt colours:



Mix a traditional styled door with a modern colour to impressive effect



Cartmel Mussel Shaker

The more traditional tone of Mussel is ideal to accentuate the traditional element in the Cartmel door design. Oak accents can be integrated within Mussel both in furniture and worktop choice to create specific focal points.

Final Pieces

Tatton Ceramic Sink
Ceramic sinks offer the ultimate in hygiene and provide an additional touch of traditional class to Cartmel kitchens.










Cartmel Indigo

Shaker

Achieve your dream kitchen with Cartmel Indigo, paired here with our Antique Copper handles for a truly sophisticated look. As one of our most popular up and coming colours, the bold blue tone of Indigo is sure to impress your guests!

Available in 10 matt colours:

- 
White
- 
Ivory
- 
Sage Green
- 
Cashmere
- 
Mussel
- 
Dakar
- 
Oak
- 
Light Grey
- 
Dust Grey
- 
Indigo



Cartmel Sage Green

Shaker

Inject some vibrancy into your new kitchen with the lightness and brightness of Sage Green. Including glazed wall units can heighten this feel, aided by the addition of some clever lighting.

Available in 10 matt colours:



Cartmel mixes traditional and contemporary tones through grain detailing and curves.

*Choose colour and class
with sage green*




Cartmel Oak

Shaker

The ultimate traditional colourway, Cartmel Oak replicates the aesthetic of true timber complete with grain. The flexibility in the capability of the Cartmel range is shown with both curve options and the focal point of the mantel.

Available in 10 matt colours:





Cartmel White


Shaker

White creates a crisp, chic look when combined with the Cartmel shaker door style and provides longevity in terms of fashion.



Use Kea LED lights under wall units to create additional task lighting, ideal for food preparation in particular.

Available in 10 matt colours:






CARTMEL PAINT TO ORDER (Matt finish)


Accentuate the uniqueness of your kitchen by choosing the Cartmel door in a hand painted finish. Choose the latest in vogue colour Indigo or more of a classic choice in Chalkstone while the grain detail remains visible through every colour, creating the look of a timber door.

Select from a palette of 23 standard colours or choose a colour swatch and let us match it.


We have categorised each range into 4 different tone groups, to help you choose the ideal colour for your home:




Neutral



Earthy



Grey



Blue/Green





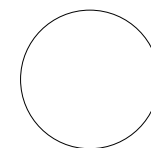
CARTMEL PAINT TO ORDER SUPER WHITE

Cartmel Paint to Order


Neutral tones

Cartmel is energised when painted in one of our 5 neutral tones with the grain remaining highly visible. Twin curved wall units create a bespoke aesthetic.


Available in 5 neutral tones:




Super White




White



White Grey



Porcelain



Cashmere




CARTMEL PAINT TO ORDER CHALKSTONE

Cartmel Paint to Order


Earthy tones

The earth tones add more warmth to the Cartmel offer and create a very natural feeling kitchen. Chalkstone is the lightest colourway and is a great complement to most room colours.


Available in 6 earthy tones:




Chalkstone




Mussel




Dakar



Taupe Grey



Pebble Grey



Stone Grey

Shhhh...

All of our doors and drawers come with soft close as standard

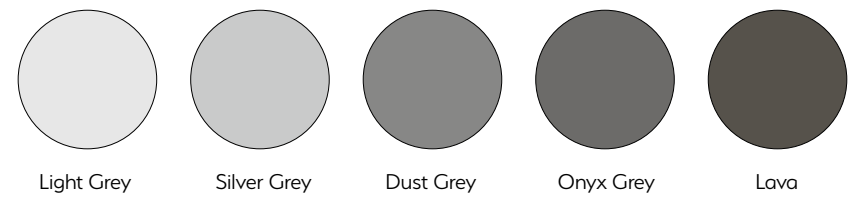
Cartmel Paint to Order

Grey tones



The more traditional design nature of Cartmel is modernised by the grey colour palette creating an eclectic kitchen for today's living.

Available in 5 grey tones:



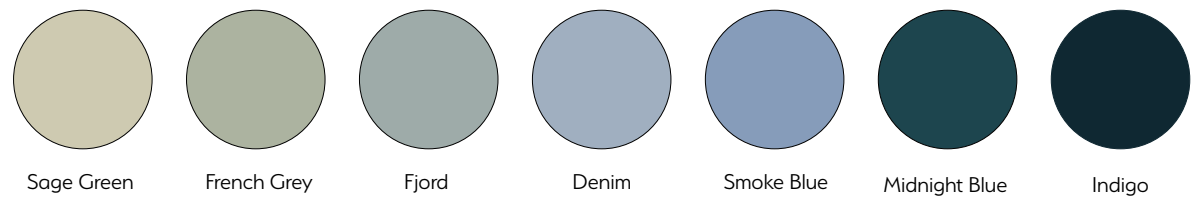
Cartmel Paint to Order

Blue & Green tones



Blue and green colours create more of a Mediterranean feel within the kitchen and a truly different alternative to off the shelf colours. They're also versatile enough to be used with lighter colours for a two tone kitchen.

Available in 7 blue & green tones:





The beading detail on the Windsor range really gives that British country cottage look that I love. Use the barrel pilasters for extra character.

Sara Johnson, International Designer

THE WINDSOR RANGE

*The ultimate
traditional kitchen*

Shhh...


All of our doors and drawers come
with soft close as standard




WINDSOR TIMBER SHAKER

If you're searching for the ultimate traditional kitchen then you've found it! Windsor doors are constructed from timber in a 5 piece shaker door with internal beading around the frame to provide even more definition. The timeless choice of Oak is augmented by 4 painted colours, yet the timber grain remains highly visible. Look for the likes of pilasters, columns, mantels and corbels to make every zone of your kitchen distinct.

Available in 5 matt colours:




Ivory




Mussel



Oak



Light Grey



Dust Grey





Windsor Dust Grey

Timber shaker with internal beading

Combine open shelving for quick access with other traditional design features to create an outstanding kitchen. Lighter worktops contrast smoothly with the Dust Grey frontals.

Available in 5 matt colours:



Ivory

Mussel

Oak

Light Grey

Dust Grey



Final Pieces

Cup Plus Handle

An ideal partner for the Windsor range, Cup Plus is particularly suitable for drawers.




Feel welcomed into the kitchen by using soft curves on your central island.





*Timeless quality,
a timeless
favourite*



Frame your cooking area
in style with a mantel.

Windsor Oak

Timber shaker with internal beading

Choose the natural beauty of Oak for a timeless kitchen that provides warmth, quality and style. Add a simple modern handle to play an understated supporting act.



Open shelving and plate racks create interesting features and improve accessibility.



Windsor Light Grey

Timber shaker with internal beading

Windsor is the perfect choice for those wanting distinct zones within the kitchen. Glazed doors are ideal for feature cabinets.

Available in 5 matt colours:



Ivory

Mussel

Oak

Light Grey

Dust Grey



Cornice and pelmet add stylish framing to wall units.

Shhh...

All of our doors and drawers come with soft close as standard



- Design Features:
1. Curves soften the edges of the kitchen
 2. A traditional cornice adds definition and style
 3. Mantel kit frames your cooking area
 4. Pilaster adds detail and character
 5. Plate rack used for ease of access

Windsor Ivory

Timber shaker with internal beading

Make your cooking station a focal point by framing it with a highly impactful Mantel. Ivory is a hugely popular choice and helps create the feeling of space and light.

Available in 5 matt colours:






Windsor Mussel


Timber shaker with internal beading

Contrast a more neutral tone in Mussel with a paint to order Pebble Grey feature island to inspirational effect. A dresser unit above a wine rack adds extra character.



Final Pieces

Beck Chrome Mixer Tap
Choose a classic swan neck spout to complement a Windsor kitchen.



Adding curves to a traditional door injects some modern thinking.



WINDSOR MUSSEL & PAINT TO ORDER PEBBLE GREY




WINDSOR PAINT TO ORDER (Matt finish)

The vast array of components within Windsor allows you to create a highly personal traditional kitchen and the unique look is heightened further by the hand painted options. The timber grain, a statement of quality is still apparent through any painted colour option ensuring your choice is a timeless one.



Select from a palette of 23 standard colours or choose a colour swatch and let us match it.

We have categorised each range into 4 different tone groups, to help you choose the ideal colour for your home:



WINDSOR OAK & PAINT TO ORDER PEBBLE GREY

Windsor Paint to Order

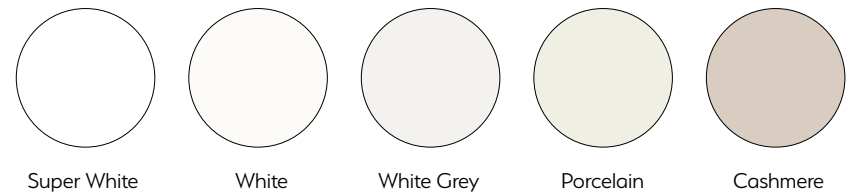
Neutral tones



WINDSOR PAINT TO ORDER PORCELAIN

Windsor’s natural grain remains prevalent through all painted colours with Porcelain from our neutral palette adding a soothing effect to the room.

Available in 5 neutral tones:



Windsor Paint to Order

Earthy tones



WINDSOR PAINT TO ORDER TAUPE GREY

Earth tones are a natural choice for the timber range of Windsor. Use curved units at the end of stations to soften the lines of the kitchen.

Available in 6 earthy tones:





WINDSOR PAINT TO ORDER ONYX GREY




WINDSOR PAINT TO ORDER SILVER GREY

Windsor Paint to Order


Grey tones

Choose from one of our contemporary grey colour palette to paint your Windsor kitchen in and consider some of our many accessories to make feature areas and focal points.


Available in 5 grey tones:




Light Grey




Silver Grey



Dust Grey



Onyx Grey



Lava

Shhh...

All of our doors and drawers come with soft close as standard




Windsor Paint to Order


Blue & Green tones

The blue and green palette can be used to brighten and lighten a kitchen as illustrated here with French Grey, or create further definition with darker Midnight Blue or Indigo options. The timber grain is highly visible whichever your colour choice.


Available in 7 blue & green tones:




Sage Green




French Grey




Fjord



Denim



Smoke Blue



Midnight Blue



Indigo

THE PORTLAND RANGE



Portland Ivory Shaker

Take simple shaker door style and combine it with a classic matt Ivory finish for a kitchen that stands the test of time. A darker work surface is the ideal choice to contrast with the softer Ivory tone.

Final Pieces



Severn Mixer Tap
Severn's beautiful cylindrical and rounded design is ideal for curved kitchen plans.



Vero is the ultimate contemporary choice, I especially like the contrast of darker doors colours against the aluminium rail.

Garry Small
Range Analyst

VERO HANDLELESS RAIL SYSTEM

Shhh...

All of our doors and drawers come with soft close as standard

VIVO GLOSS FOR VERO

Choose from seven painted gloss colours to make your designer kitchen dream come true with the Vero rail system.

Available in 7 high gloss colours:





VIVO GLOSS LIGHT GREY



*Minimalist
styling at its
best.*

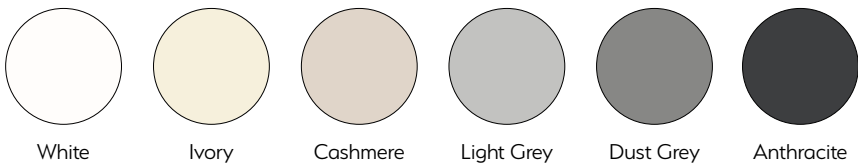
VIVO GLOSS CASHMERE



VIVO MATT FOR VERO

Combine two of the latest kitchen trends with highly tactile Vivo matt doors and the Vero rail system for a stunning contemporary kitchen.

Available in 6 matt colours:





LINEAR FOR VERO

Combine the new texture and colour options of Linear with the true handleless rail system for the ultimate in contemporary styling. Linear can also be mixed with the solid colours of Vivo to stunning effect.

Available in 7 textured decors:

- 
Truffle Brown
Denver Oak
- 
White Halifax
Oak
- 
Natural
Kendal Oak
- 
Natural
Halifax Oak
- 
Shorewood
- 
Boston
Concrete
- 
Anthracite
Mountain Larch


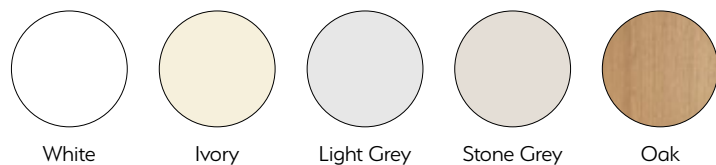


CABINETS



The foundation of any Jigsaw kitchen is the cabinet. With a choice of 5 to create colour co-ordinated or contrasting kitchens, a specification that's backed by a 10 year guarantee and a multitude of sizes and shapes, Jigsaw has it covered.

Available in 5 matt colours:



Wall Units

- 1. 2mm PVC leading edging** assures quality, rigidity and a water resistant surface.
- 2. 272mm internal depth** comfortably fits your dinner plates.
- 3. Concealed hanging brackets** on our wall units means you get a neater finish, and achieve more space within the cabinet.
- 4. Variable shelf position** with metal studs for easy repositioning, organise your cupboards to your liking.





Base Units

- 1. 2mm PVC leading edging** assures quality, rigidity and a water resistant surface.
- 2. Variable shelf position** with metal studs for easy repositioning, organise your cupboards to your liking.
- 3. Solid 18mm back panel** on base units, creating a robust structure to house your cookware.



VERO CABINETS

Cabinets are available in 4 colours and are pre-routed to accommodate the handleless rail system.

Available in 4 matt colours:





Smart

STORAGE

SMART LARDER




SmartLarder

Smart storage solutions.

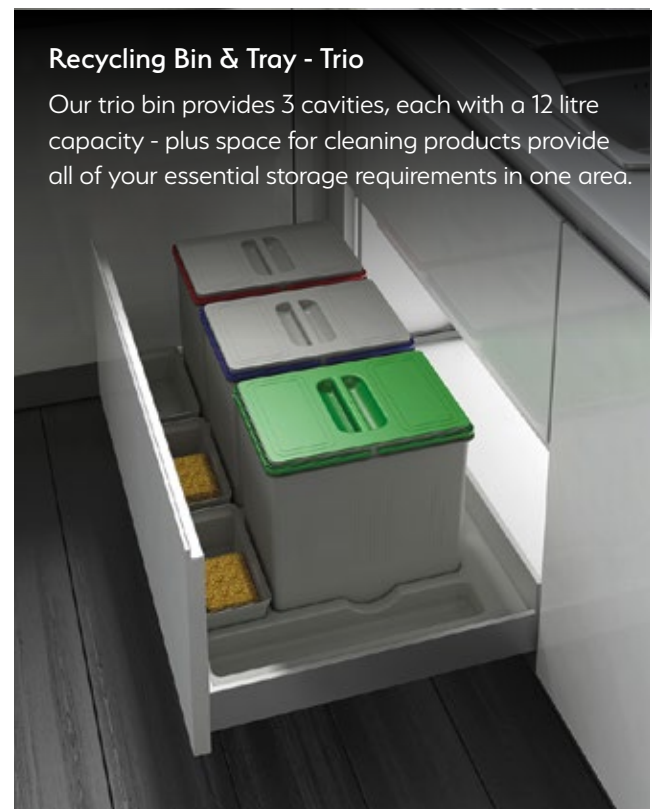

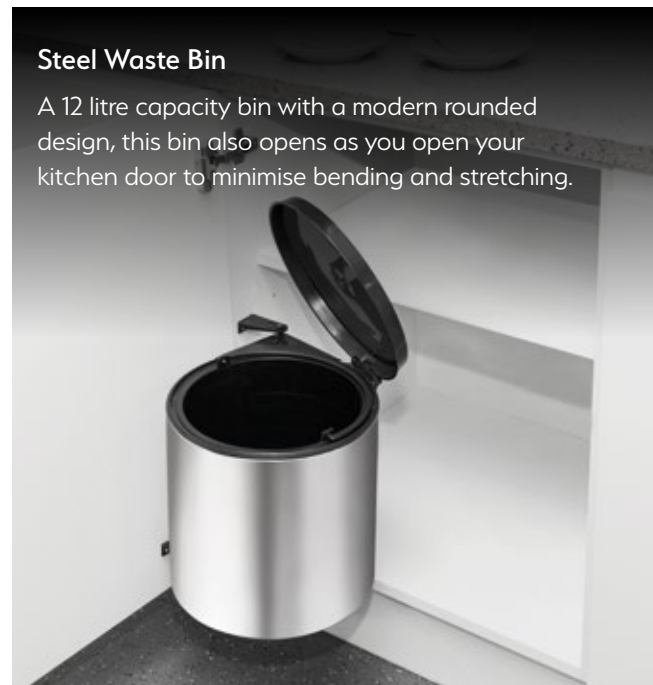
An alternative to pull out wirework, the Smart Larder utilises space effectively and efficiently.

With 5 drawers at your fingertips and frosted glass panels for style, strength and quick visibility, access has never been easier.



WASTE STORAGE

A less glamorous product than others in the kitchen, the bin is often an after thought. However, integrated bins help to maximise kitchen floor space, simplify recycling and provide a tidy appearance.



WIREWOK

Style and size options – it's your choice.

Jigsaw offers an outstanding range of smart storage products that improve the access and functionality of your kitchen. Problematic corners and hard to reach areas will soon become a distant memory as you truly make the most of your Jigsaw kitchen.

Our two ranges, Elite and Dynamic offer different aesthetics and options to choose between:

The Elite Range

- Anthracite finish
- Wire baskets with a solid titanium base
- Soft close as standard

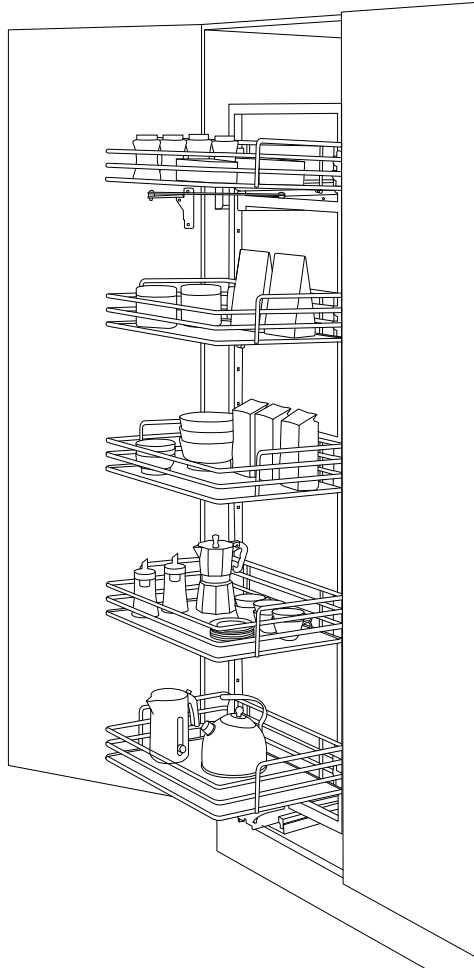
The Dynamic Range

- Chrome / matt metallic finish
- Wire baskets as standard
- Soft close as standard

WIREWOK TYPES


Larder Pull Outs

Housed within our larder cabinets, store your essentials from top to bottom with access particularly simple.



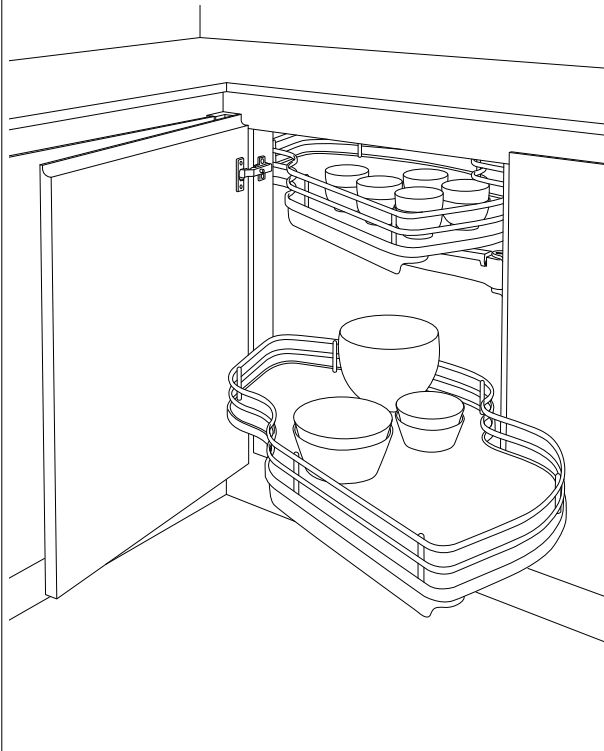
Base Pull Outs

Minimise bending down and maximise visibility by installing pull out units on the base level of your kitchen.



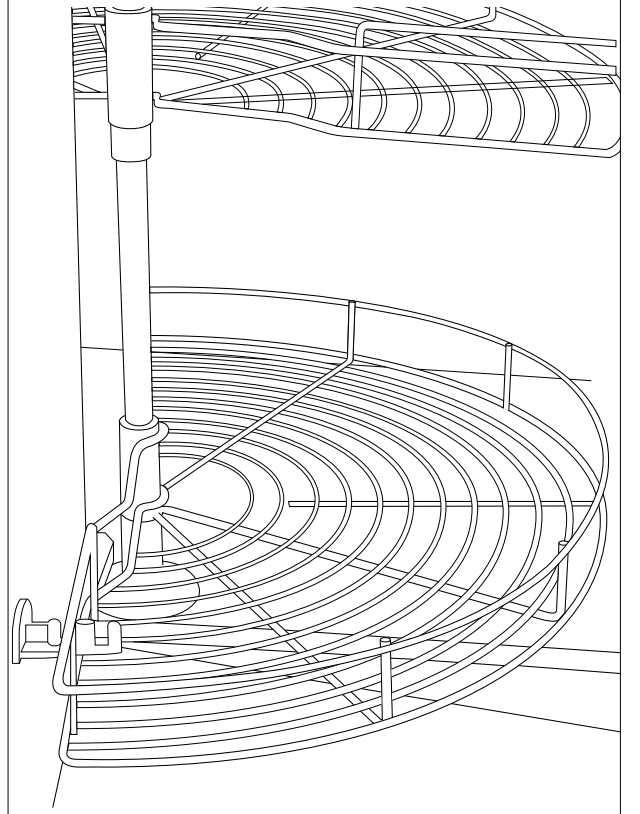
Corner Solutions

Corners are often the most problematic area in a kitchen but represent a large space. Choose pull outs to make your corners an area to be proud of.



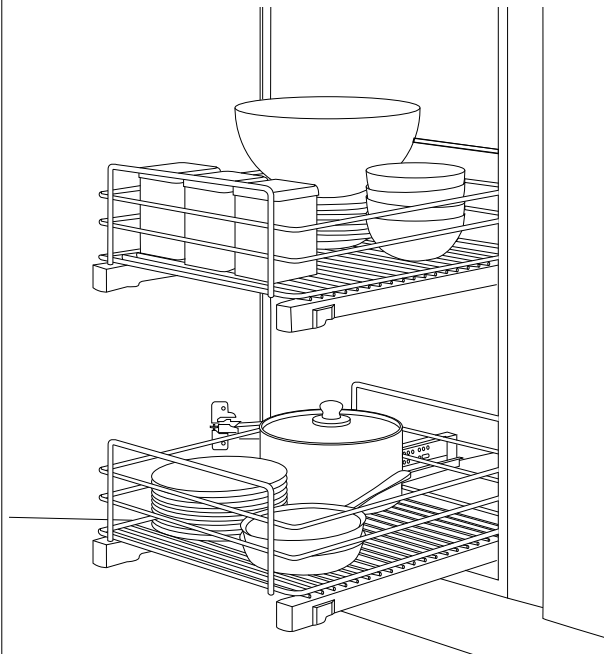
Carousel Corners

The original corner solution, carousel units spin within the cabinet to provide access to your essentials.



Basket Pull Outs

Pull out your necessities rather than having to reach for them, choose the number of baskets suitable for your needs.



*Revolutionise
the way you store
your food and
kitchenware*

LARDER PULL OUTS



Maxima available in:

- Elite Anthracite - 500mm
- Dynamic Metallic Grey - 500 & 600mm



Tall Larder Pull Out Available in:

- Elite Anthracite - 300mm
- Dynamic Metallic Grey - 300 & 400mm



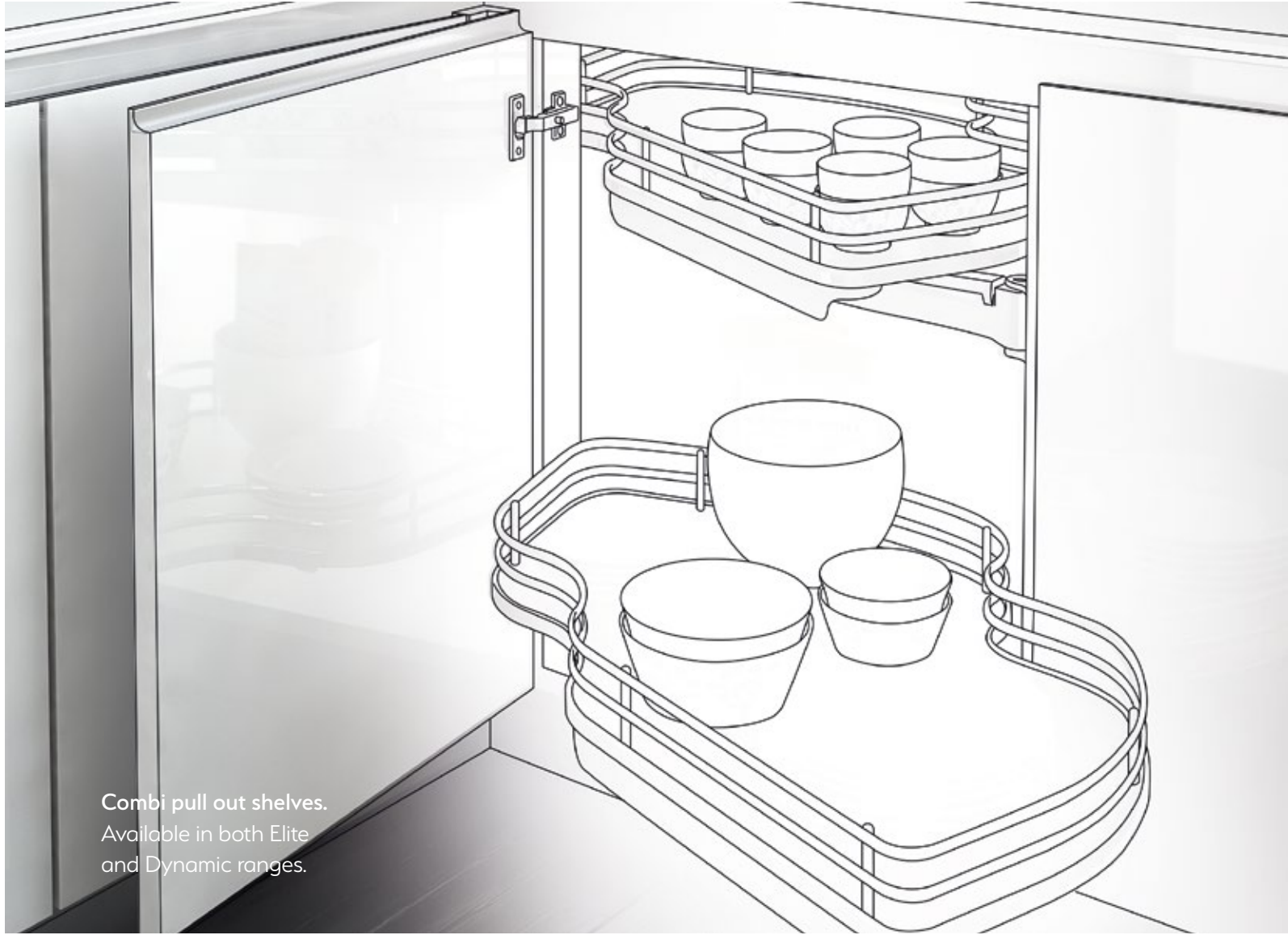
CORNER SOLUTIONS



Elite Corner Pull Out



Dynamic Corner Pull Out



Combi pull out shelves.
Available in both Elite
and Dynamic ranges.



3/4 Carousel



1/2 Carousel



Elite Combi Pull Out Shelves



Dynamic Combi Pull Out Shelves

BASE UNIT PULL OUTS



Pull out wirework for 300mm
Base units. Available in both Elite
and Dynamic ranges.



Elite Pull Out Base - 150mm



Elite Pull Out Base - 300mm



Dynamic Pull Out Base - 150mm



Dynamic Pull Out Base - 300mm

PULL OUT SOLUTIONS



Dynamic Pull Out Towel Rail - 150mm



Dynamic Under Sink Pull Out - 1000mm



Single Dynamic Pull Out Baskets
Available in 300, 400, 500, 600, 800, 1000mm



Final
PIECES

HANDLES

Handles are a highly personal choice and can change the kitchen aesthetic dramatically. Jigsaw offers a multitude of handle shapes, sizes and designs to round off your door choice in style.



Windsor Dust Grey with Imperial & Cup Plus in polished chrome

Classic



Cup Plus • Chrome



Cup • Pewter



Bow • Brushed Steel



Imperial • Polished Chrome



Imperial • Pewter



Imperial • Antique Copper



Victorian • Polished Chrome



Elipse • Polished Chrome



Elipse • Antique Copper



Shaker • Brushed Steel



Round Knob • Polished Chrome



Bow T Bar • Brushed Steel

Contemporary




Wide D • Brushed Steel



D-Lite • Polished Chrome



D-Lite • Antique Copper



Round End Bar • Brushed Steel



Precision • Brushed Steel



Half Moon • Brushed Steel



Strap Bar • Brushed Steel



Massiv Block End
Brushed Steel



Block End Bar • Brushed Steel



Block Handle • Brushed Steel



Slim T Bar • Brushed Steel



Vivo⁺ Matt Anthracite
with Precision handle



Vivo⁺ Matt Cashmere
with Wave handle

Contemporary



Bow • Brushed Steel



Lapac • Brushed Steel



Bow Pointed T Bar
Satin Nickel



Wave • Polished Chrome



Wave • Brushed Steel



Wave • Antique Copper



Flat End T Bar
Brushed Steel



Corvus Knob • Brushed Steel



Corvus • Brushed Steel



Vivo⁺ Matt White with
Corvus handle



Vivo⁺ Gloss Ivory
with Lapac handle

LIGHTING

Lighting in the kitchen is essential from both a task and ambience perspective. Food preparation typically takes place under wall cabinets where further illumination is often desirable.


Picka Plinth Round LED

Plinth Lights

Add plinth lights to the base of your kitchen units to add subtle ambience to the room. Illuminate your kitchen at night solely with plinth lights to create a 'show house' effect. Choose from square and round designs.



Picka Plinth Round LED



Picka Plinth Square LED



Steina Quadro LED

The square design of Steina Quadro is a natural shaped partner for cabinets and is often used within glass units to create feature displays.



Steina Downlight LED

The contemporary circular design of the Steina Downlight can be used under wall cabinets or within them to create a display unit.



Steina Faro LED

Steina Faro lights are typically positioned subtly underneath wall cabinets. Their unobtrusive and minimalist design are a natural choice in a contemporary kitchen.



Steina Kea LED

A classic light in the kitchen, the triangular styling of Kea is a timeless favourite in the UK. Use these underneath wall cabinets to provide additional task lighting.



Soldan Flexible LED Strip Lighting

Flexible strip lighting can be cut to size and is commonly used underneath wall cabinets and worktops, or on plinths to create additional ambience.



Steina Vectra LED

Vectra lights are typically positioned under cabinets and shelving for minimalist design & installation.




Steina Stenza LED

Use Stenza typically for additional task lighting with its' modern design making it an easy choice for most kitchens.



Steina LED Tube

Tube lighting maximises impact and is easily positioned under wall cabinets. Use a continuous line or around specific areas.



Steina LED Tube



Steina Stenza LED

Soldan Flexible LED Strip Lighting



SINKS

Your kitchen sink is bound to be used almost everyday so make sure you choose carefully. From larger drying areas to practical half bowls and colour choices we know that the sink is another important piece in your Jigsaw kitchen.

Ceramic



Tatton • Bowl & Half Sink



Speke • Single Bowl Sink



Belfast • Single Bowl Sink

Composite



Dunham • Bowl & Half Sink
Black Granite



Rufford • Single Bowl Sink
Black Granite



Dune • Bowl & Half Sink
Grey Metallic Granite

Stainless Steel



Trydent • Bowl & Half Sink



Trydent • Single Bowl Sink



Neron • Bowl & Half Sink



Neron • Single Bowl Sink



Matrix RH • Bowl & Half Sink
Undermount / low profile inset



Matrix LH • Bowl & Half Sink
Undermount / low profile inset



Quarry
Bowl & Half Undermount Sink



Steam
Single Bowl Undermount Sink

Bowl and a half
sinks provide extra
practicality



Trydent bowl & half sink

TAPS

We've categorised taps for you to simplify your choice. Single lever taps offer style and design while dual lever taps offer practicality, ease of use and alternative finishes to chrome.

Linear Flair Chrome tap

Dual Lever



Beck • Chrome



Beck • Brushed Nickel



Linear Flair • Chrome



Ludlow • Chrome



Ludlow • Antique Bronze




Rissle • Chrome

Ludlow Chrome tap



Single Lever



Althia Chrome tap



Single lever taps offer simplicity and minimalism



DOOR LIFTS

Kitchen walls can be reinvigorated with the inclusion of both bridging units and bi-fold units. Jigsaw provide the mechanisms as well as the furniture to ensure your walls are a quality feature.



Classic Gas Lift System

Gas lifts are typically specified on bridging units and keep your door open while you reach inside the cabinet. Listen for the satisfying noise as your door opens and stays open for your convenience.




Easi Bi-fold Door Lift System

Easi lifts are used on bi-fold cabinets and provide a sleek contemporary finish and access to the entire area quickly. Soft close as standard.



Bridging Unit with Classic Gas Lift System



Bi-fold doors with Easi Lift System

CUTLERY TRAYS

Add structure to your new drawers with a stylish cutlery tray. It's a small piece of a Jigsaw kitchen but one you won't want to live without.

Excellent cutlery tray - 1000mm

KITCHEN DOOR CARE INSTRUCTIONS

CLEANING

We recommend the following door cleaning instructions for all of our doors:

- > Clean the doors using only a solution of 95% lukewarm water with no more than 5% soap
- > **DO NOT** spray anything on to your doors - this includes the solution recommended above
- > Use a clean damp (not wet) cloth
- > Dry with a soft clean cloth. If it is a timber door, run the cloth along the grain direction
- > Any cooking marks must be wiped immediately
- > Do not allow liquids to seep into joints of doors. Wipe any spillages immediately.

DO NOT use any of the products listed below to clean the door as they may mark and damage the surface:

- > Wax furniture polish
- > Bleach / chlorine based cleaning products
- > Abrasive cleaners
- > Solvents
- > Multi-purpose cleaners
- > Alcohol based cleaners
- > Ammonia or any other similar product
- > Scouring pads or abrasive cloths

ENVIRONMENTAL INFORMATION

Please be aware, localised or intense heat/steam can damage fascias. Subsequently the use of small appliances such as kettles, toasters etc. in close proximity to your kitchen fascias should be avoided. Doors should not be exposed to extreme temperature changes. Due to their manufacturing process, vinyl doors must not be exposed to temperatures above 70°C as this may cause damage to the door's surface.



Scoop Cutlery Tray
400 / 500 / 600 / 800 / 900 / 1000mm



Excellent Cutlery Tray
500 / 600 / 800 / 900 / 1000mm

Due to the limitations on photographic reproduction, colours may differ slightly from the actual products shown.

DATE OF PRINT/RELEASE: JANUARY 2020

jigsawkitchen.co.uk



The mark of
responsible forestry

Products within this brochure are certified in accordance
with the rules of The Forest Stewardship Council®.

05JIGSAW2020V1